



Núcleo Regional de Saúde Norte

CAMPANHA DE VACINAÇÃO COVID-19

Nº05

COVID-19

**Macrorregional
Norte**

Editores

Helder Silveira Coutinho
Fernando Vitor Alves Campos
Jackeline Ferreira dos Santos
Jasiely Adna Dantas Sousa



SECRETARIA
DA SAÚDE



Campanha de Vacinação Contra a COVID-19, Doses Distribuídas e Doses Aplicadas, Região de Juazeiro, Bahia, Maio/2021*.

REGIÃO JUAZEIRO	1º Dose			2º Dose		
	DOSES DISTRIBUÍDAS 1º DOSE	TOTAL DE DOSES APLICADAS	% de doses aplicadas	DOSES DISTRIBUÍDAS 2º DOSE	TOTAL DE DOSES APLICADAS	% de doses aplicadas
Campo Alegre de Lourdes	5640	3706	65,71	2760	2435	88,22
Canudos	3120	2392	76,67	1340	1201	89,63
Casa Nova	12126	9803	80,84	5490	4163	75,83
Curaçá	7233	4986	68,93	3181	2596	81,61
Juazeiro	39118	29008	74,16	17890	13318	74,44
Pilão Arcado	6572	4823	73,39	2850	2224	78,04
Remanso	8174	6154	75,29	3754	2777	73,97
Sento Sé	7302	5039	69,01	3082	2167	70,31
Sobradinho	4504	3724	82,68	2254	1874	83,14
Uauá	6955	4829	69,43	3135	2834	90,4
TOTAL	100744	74464	73,91	45736	35589	77,81

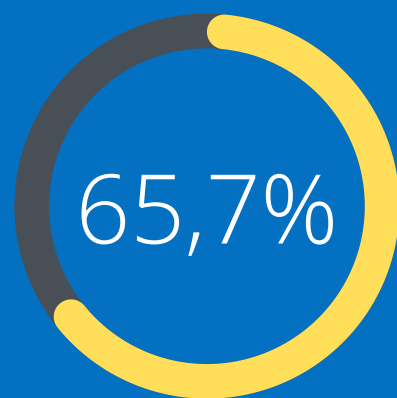
Região de Juazeiro

DOSES APLICADAS - GOOGLE FORMS



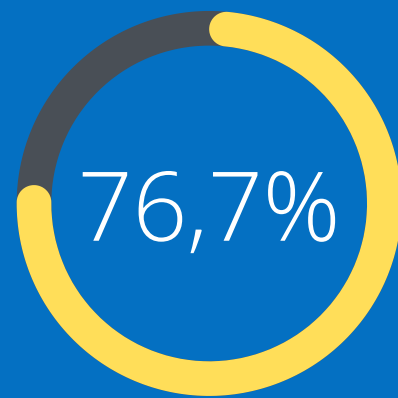
1º DOSE (%)

CAMPO ALEGRE DE
LOURDES



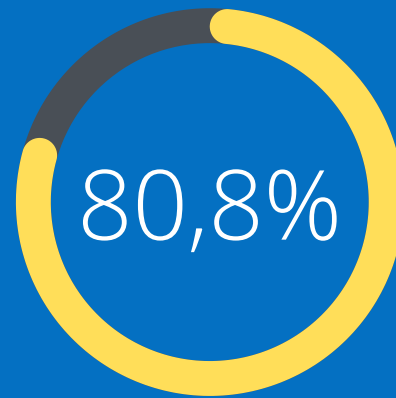
65,7%

CANUDOS



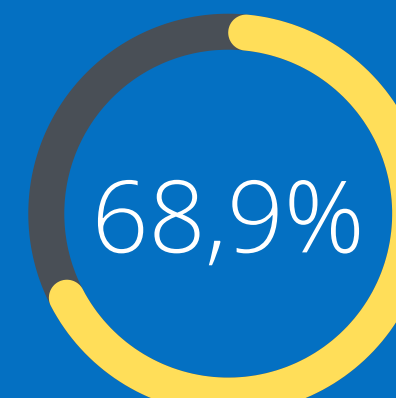
76,7%

CASA NOVA



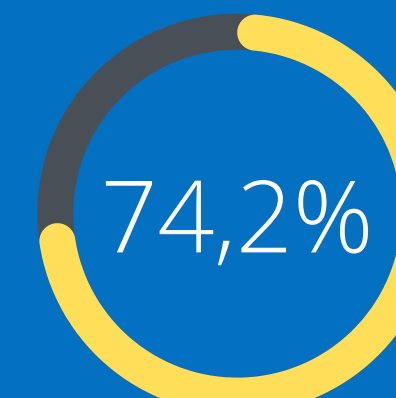
80,8%

CURAÇA



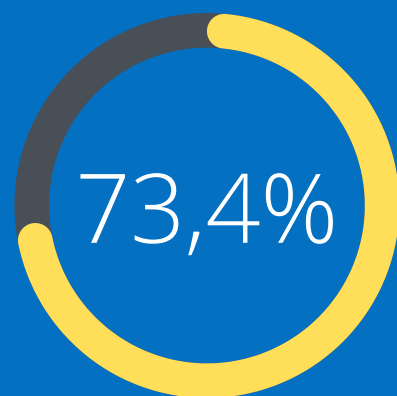
68,9%

JUAZEIRO



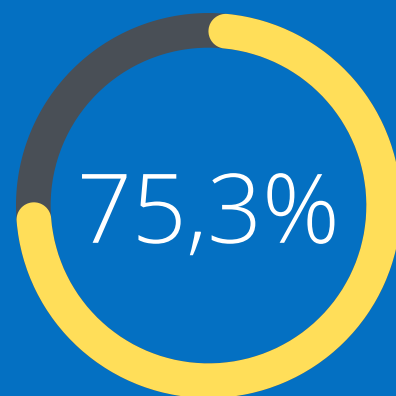
74,2%

PILÃO ARCADO



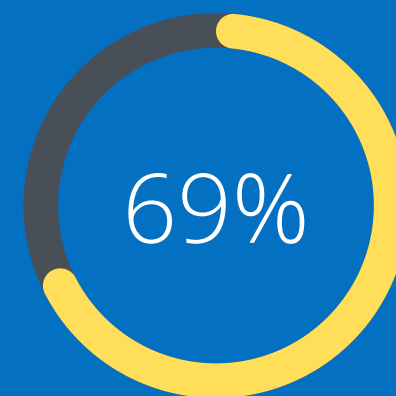
73,4%

REMANSO



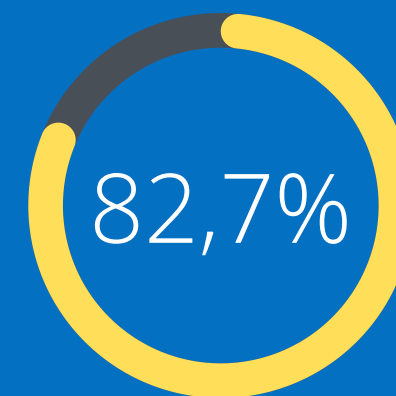
75,3%

SENTO SÉ



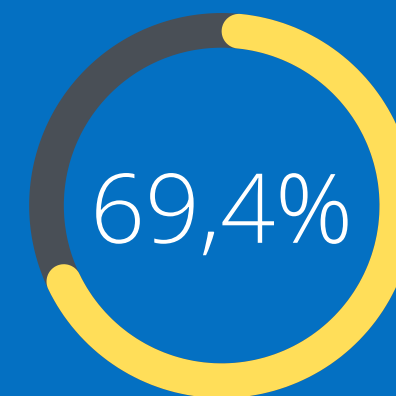
69%

SOBRADINHO



82,7%

UAUÁ



69,4%

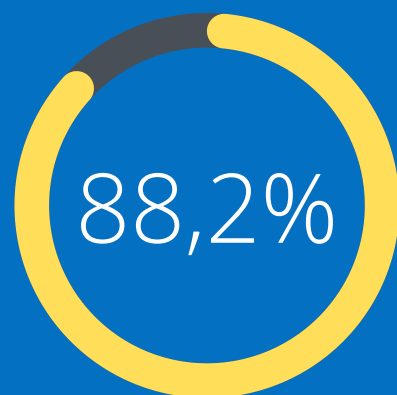
Região de Juazeiro

DOSES APLICADAS - GOOGLE FORMS

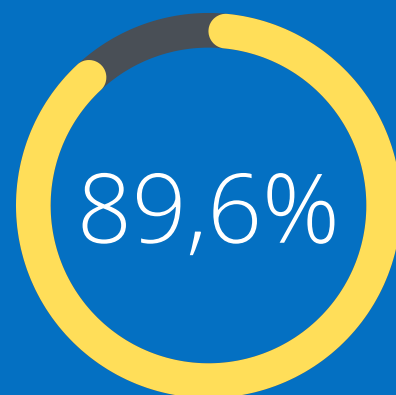


2º DOSE (%)

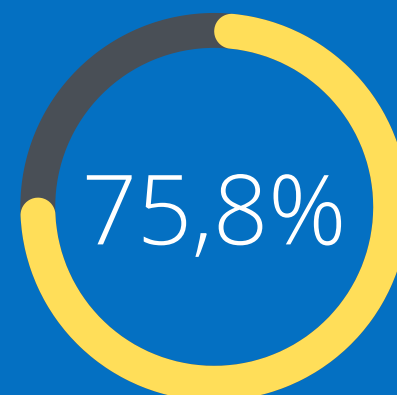
CAMPO ALEGRE DE
LOURDES



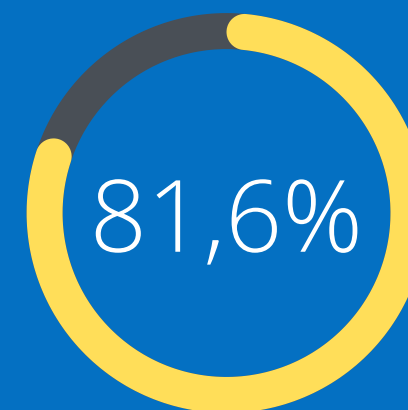
CANUDOS



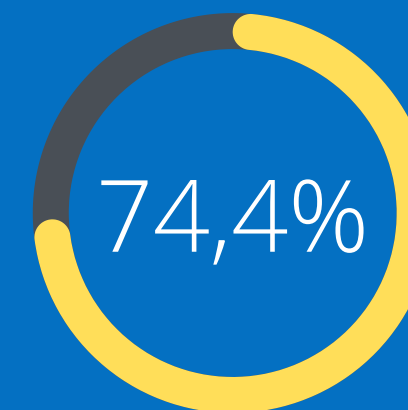
CASA NOVA



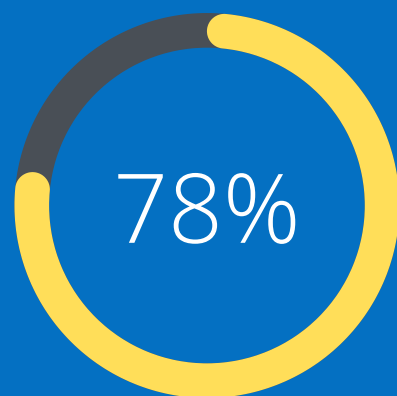
CURAÇA



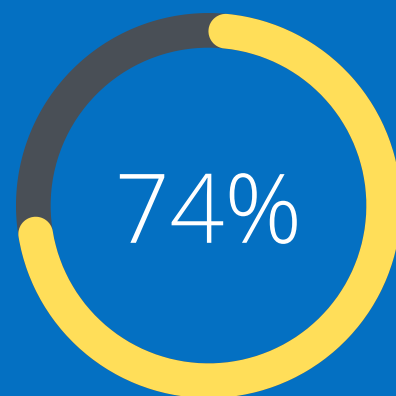
JUAZEIRO



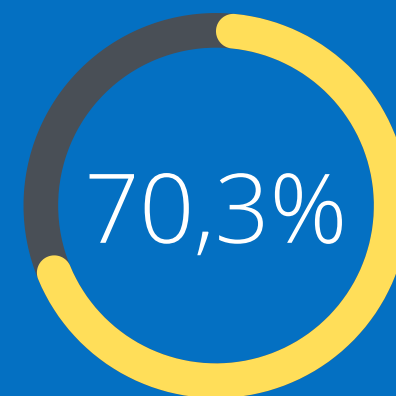
PILÃO ARCADO



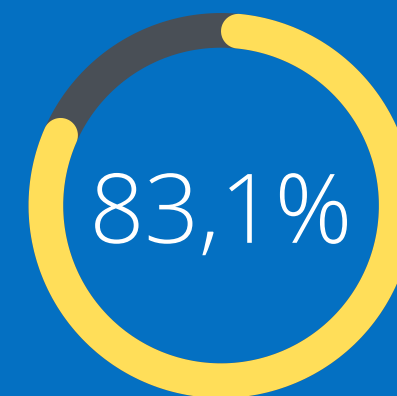
REMANSO



SENTO SÉ



SOBRADINHO



UAUÁ



Fonte: Google Forms
*Atualizado em 06/05/2021

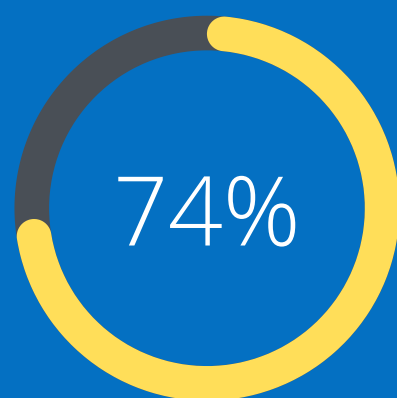
Região de
Juazeiro

DOSES DIGITADAS - SI-PNI

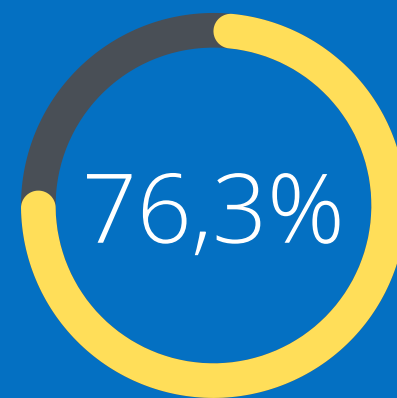


1º DOSE

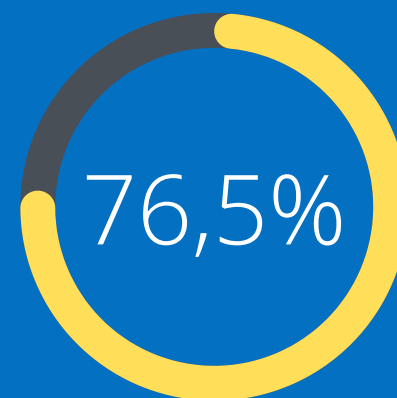
CAMPO ALEGRE DE
LOURDES



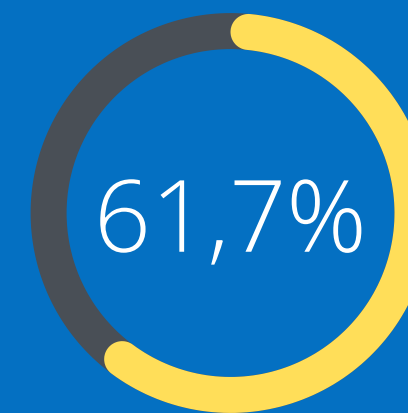
CANUDOS



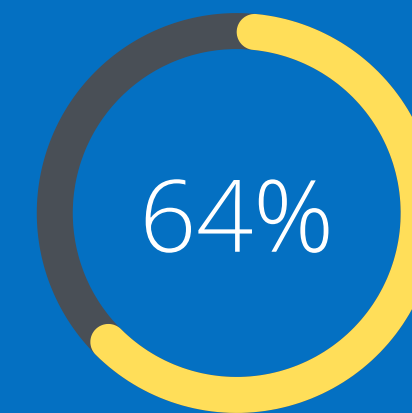
CASA NOVA



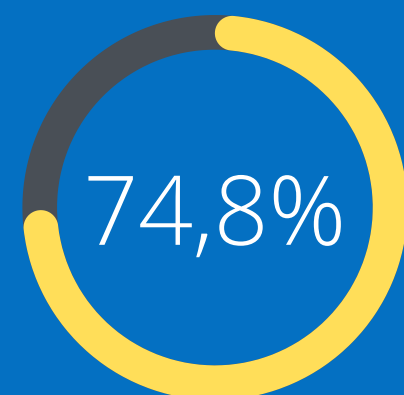
CURAÇA



JUAZEIRO



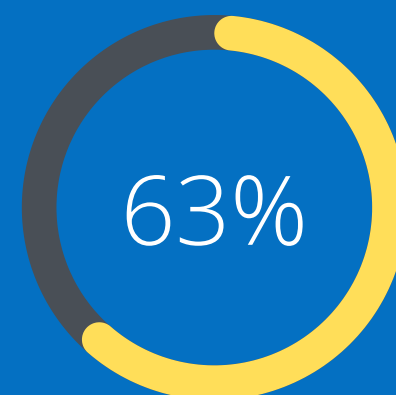
PILÃO ARCADO



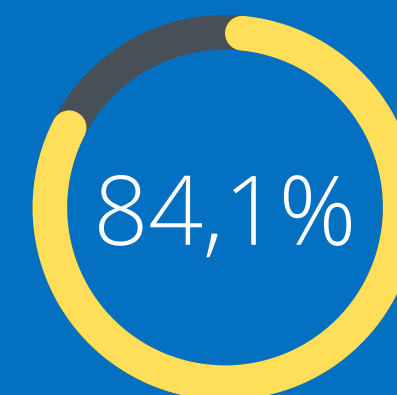
REMANSO



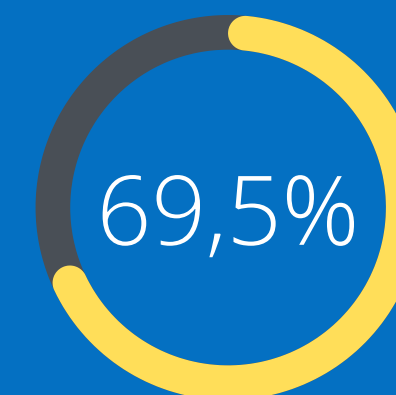
SENTO SÉ



SOBRADINHO



UAUÁ



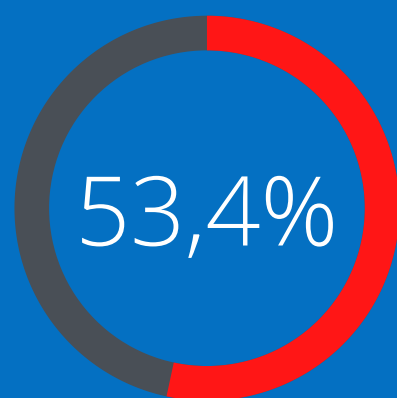
Região de
Juazeiro

DOSES DIGITADAS - SI-PNI

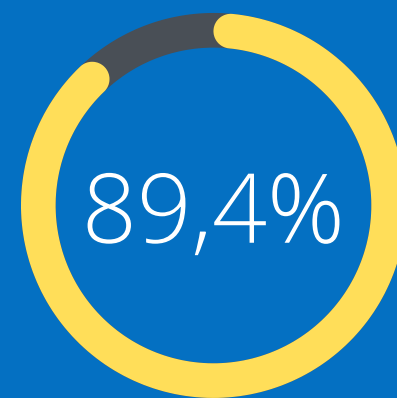


2º DOSE

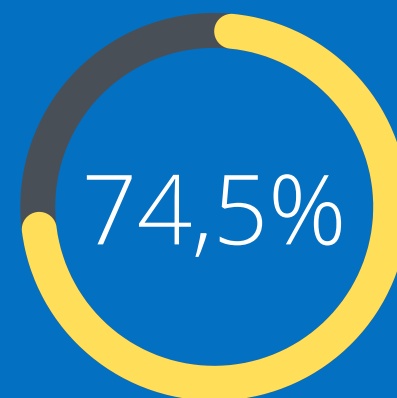
CAMPO ALEGRE DE
LOURDES



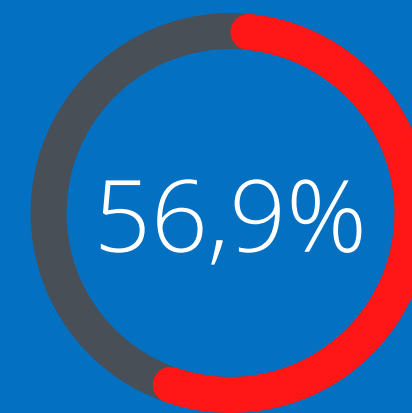
CANUDOS



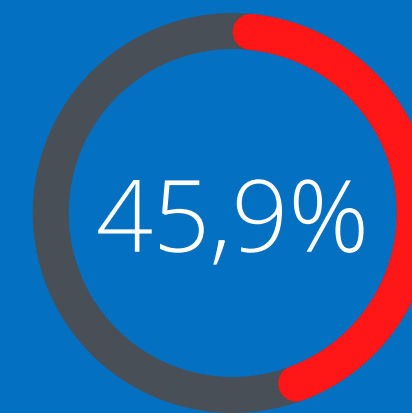
CASA NOVA



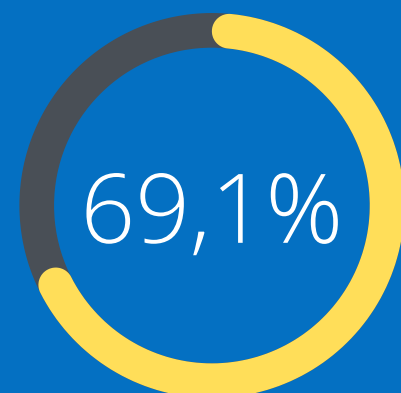
CURAÇA



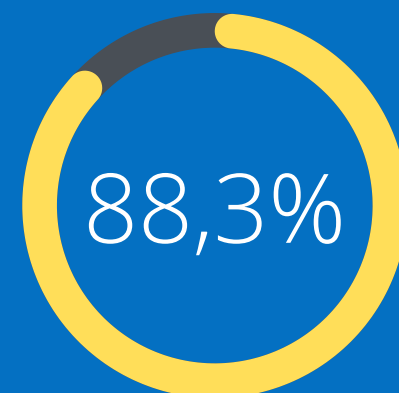
JUAZEIRO



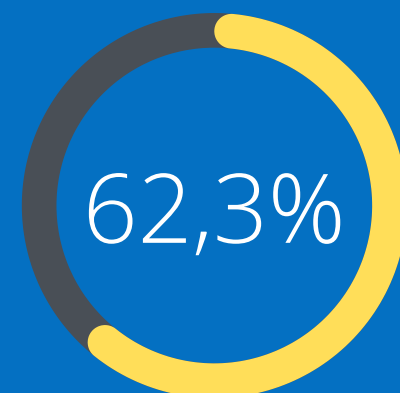
PILÃO ARCADO



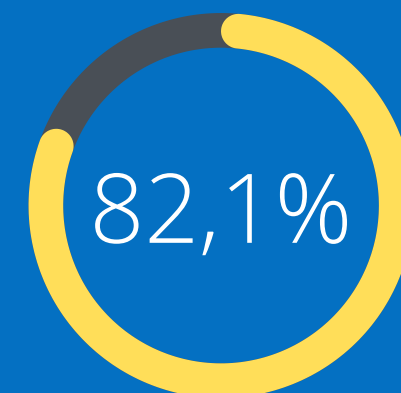
REMANSO



SENTO SÉ



SOBRADINHO



UAUÁ





Campanha de Vacinação Contra a COVID-19, Doses Distribuídas e Doses Aplicadas, Região de Paulo Afonso, Bahia, Maio/2021*.

REGIÃO PAULO AFONSO	1º Dose			2º Dose		
	DOSES DISTRIBUÍDAS 1º DOSE	TOTAL DE DOSES APLICADAS	% de doses aplicadas	DOSES DISTRIBUÍDAS 2º DOSE	TOTAL DE DOSES APLICADAS	% de doses aplicadas
Abaré	3637	3009	82,73	2687	2344	87,23
Chorrochó	1870	1602	85,67	920	721	78,37
Glória	3495	3151	90,16	2405	2199	91,43
Jeremoabo	7093	5952	83,91	3673	2806	76,4
Macururé	1475	1386	93,97	865	853	98,61
Paulo Afonso	19259	19037	98,85	10376	10601	102,17
Pedro Alexandre	2085	1506	72,23	930	946	101,72
Rodelas	2390	1973	82,55	1850	1376	74,38
Santa Brígida	2145	1989	92,73	1115	1080	96,86
TOTAL	43449	39605	91,15	24821	22926	92,37

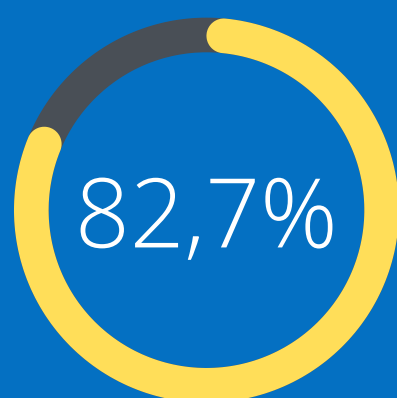
Região de
Paulo Afonso

DOSES APLICADAS - GOOGLE FORMS

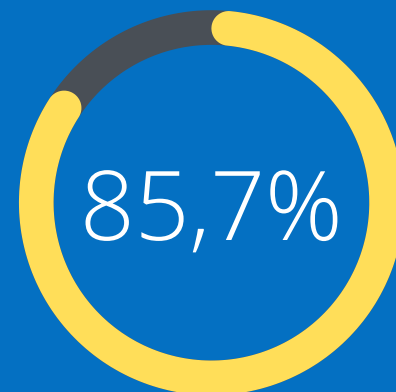


1º DOSE (%)

ABARÉ



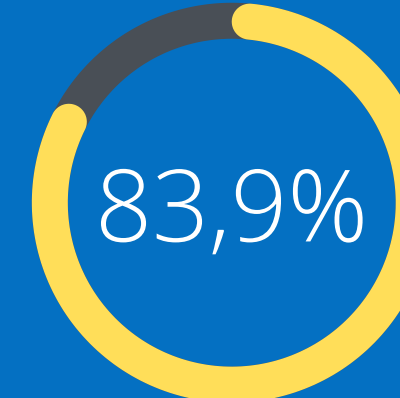
CHORROCHÓ



GLÓRIA



JEREMOABO



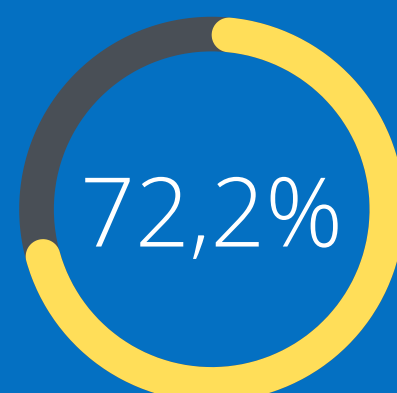
MACURURÉ



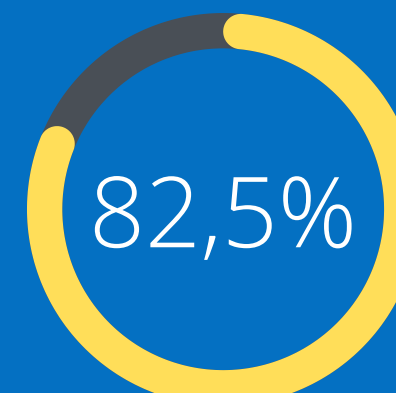
PAULO AFONSO



PEDRO ALEXANDRE



RODELAS



SANTA BRÍGIDA



Fonte: Google Forms
*Atualizado em 06/05/2021

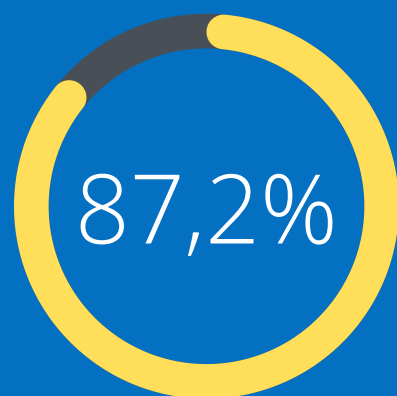
Região de
Paulo Afonso

DOSES APLICADAS - GOOGLE FORMS

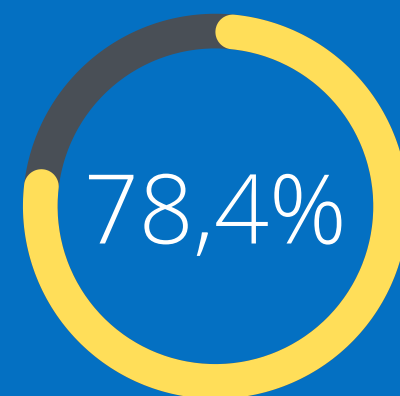


2º DOSE (%)

ABARÉ



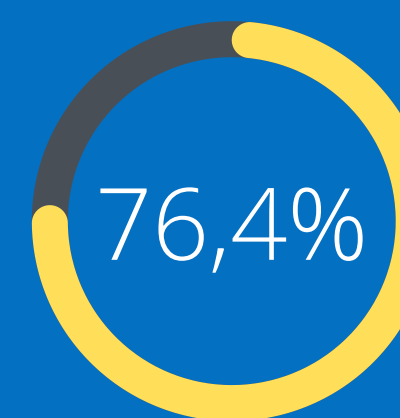
CHORROCHÓ



GLÓRIA



JEREMOABO



MACURURÉ



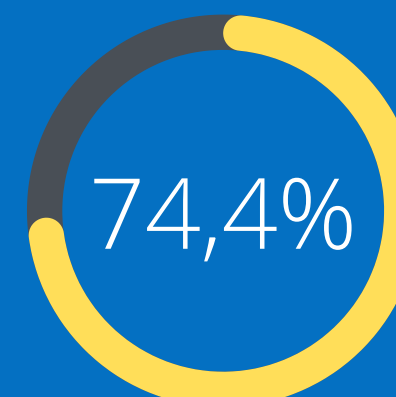
PAULO AFONSO



PEDRO ALEXANDRE



RODELAS



SANTA BRÍGIDA

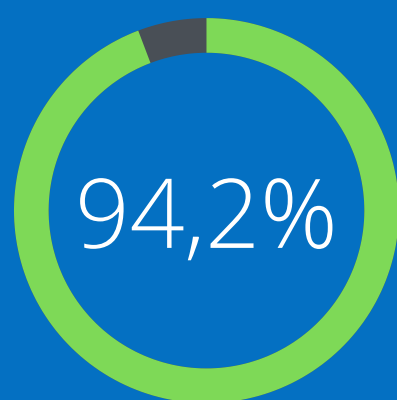


Fonte: Google Forms
*Atualizado em 06/05/2021

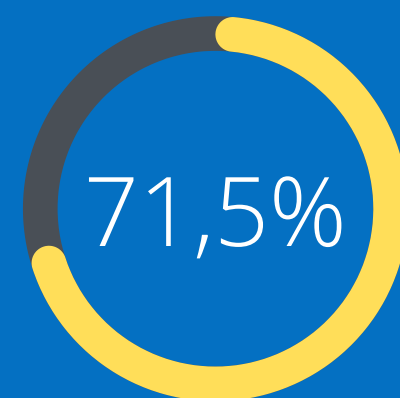
DOSES DIGITADAS - SI-PNI

1º DOSE

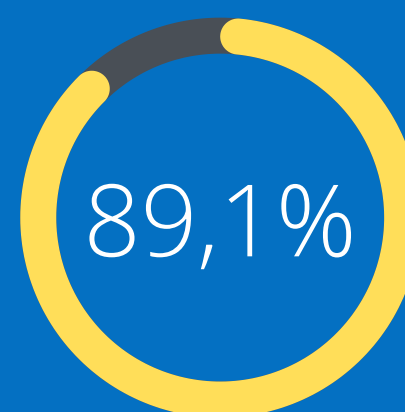
ABARÉ



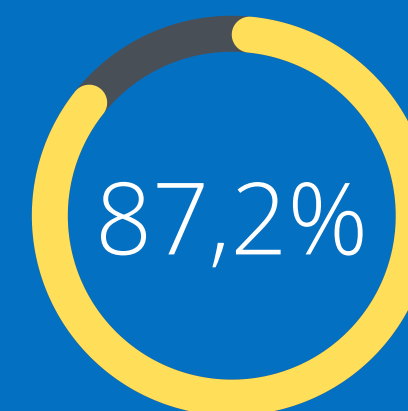
CHORROCHÓ



GLÓRIA



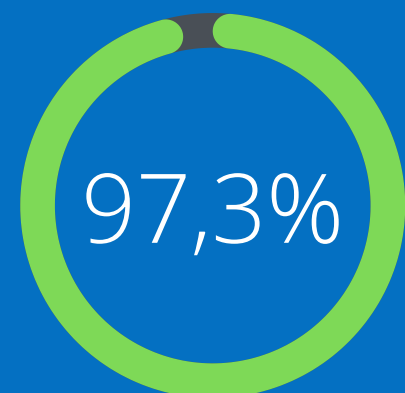
JEREMOABO



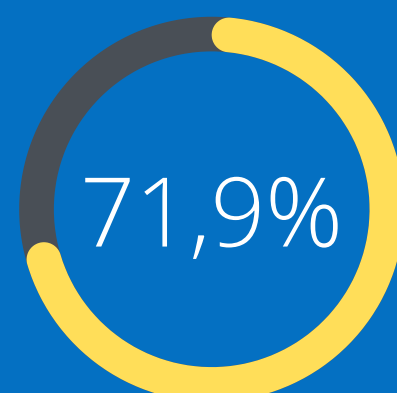
MACURURÉ



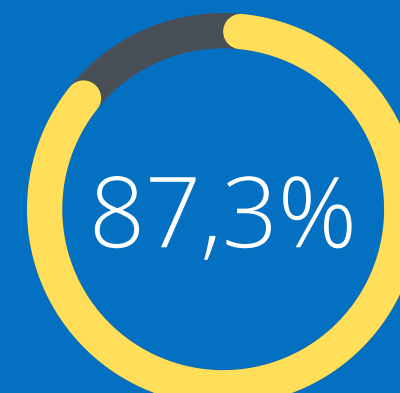
PAULO AFONSO



PEDRO ALEXANDRE



RODELAS



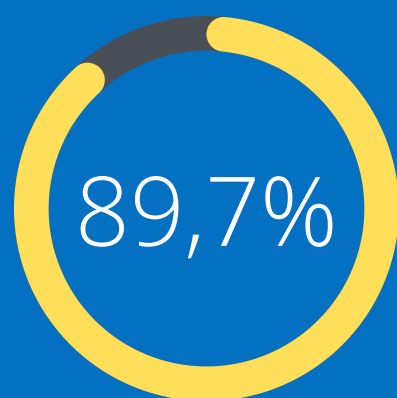
SANTA BRÍGIDA



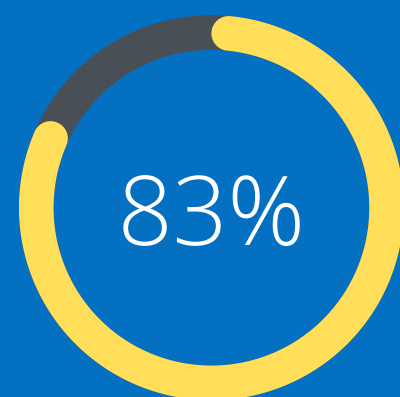
DOSES DIGITADAS - SI-PNI

2º DOSE

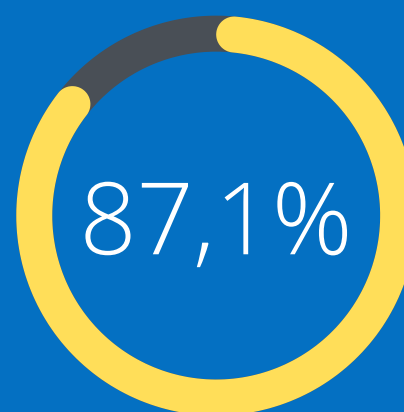
ABARÉ



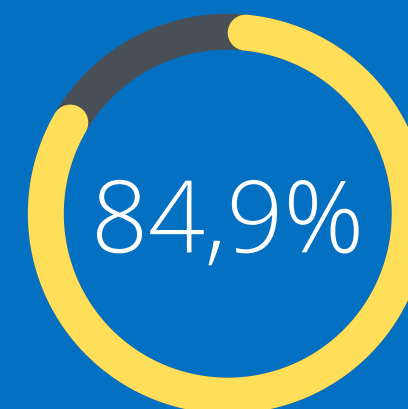
CHORROCHÓ



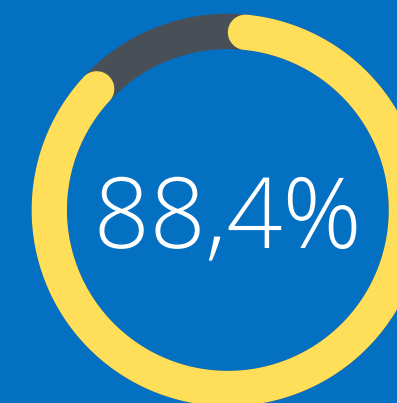
GLÓRIA



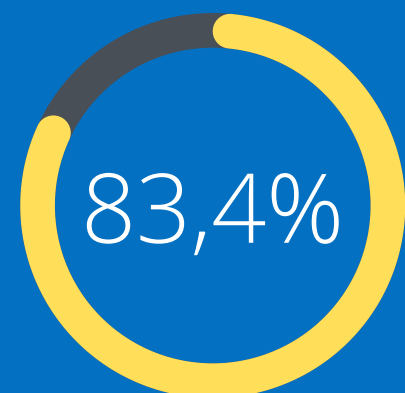
JEREMOABO



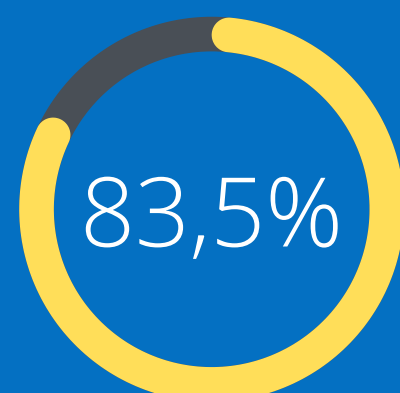
MACURURÉ



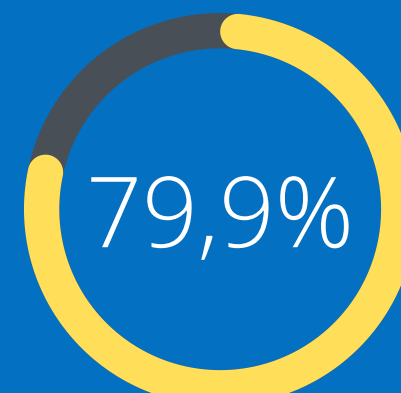
PAULO AFONSO



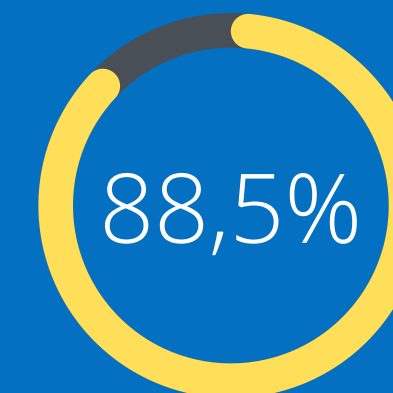
PEDRO ALEXANDRE



RODELAS



SANTA BRÍGIDA





Campanha de Vacinação Contra a COVID-19, Doses Distribuídas e Doses Aplicadas, Região de Senhor do Bonfim, Bahia, Maio/2021*.

REGIÃO SENHOR DO BONFIM	1º Dose			2º Dose		
	DOSES DISTRIBUÍDAS 1º DOSE	TOTAL DE DOSES APLICADAS	% de doses aplicadas	DOSES DISTRIBUÍDAS 2º DOSE	TOTAL DE DOSES APLICADAS	% de doses aplicadas
Andorinha	2817	2338	83	1217	1165	95,73
Antonio Goncalves	3015	2193	72,74	1335	821	61,5
Campo Formoso	23022	17313	75,2	6500	5494	84,52
Filadelfia	7015	5468	77,95	1775	1492	84,06
Itiuba	6721	4700	69,93	3361	2409	71,68
Jaguarari	7211	5263	72,99	2601	2420	93,04
Pindobaçu	5657	3932	69,51	1897	1747	92,09
Ponto Novo	3459	2750	79,5	1899	984	51,82
Senhor do Bonfim	41089	24276	59,08	8459	6752	79,82
TOTAL	100006	68233	68,23	29044	23284	80,17

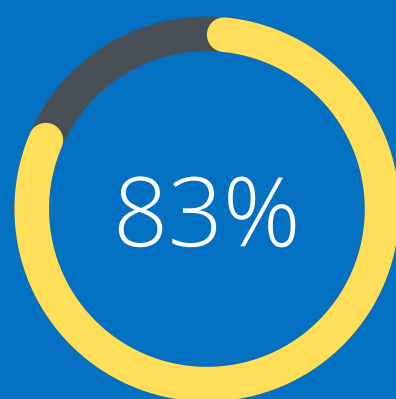
Região de
Senhor do Bonfim

DOSES APLICADAS - GOOGLE FORMS

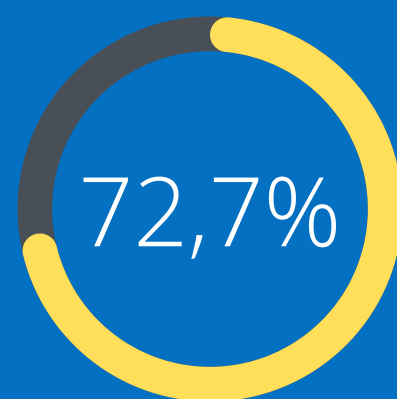


1º DOSE (%)

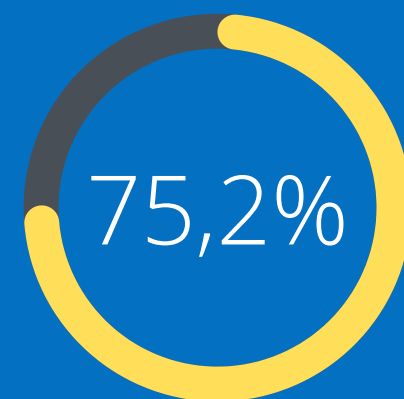
ANDORINHA



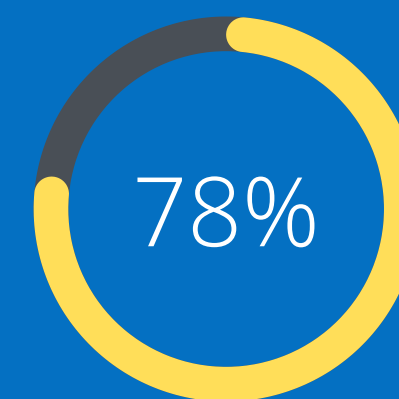
ANTÔNIO GONÇALVES



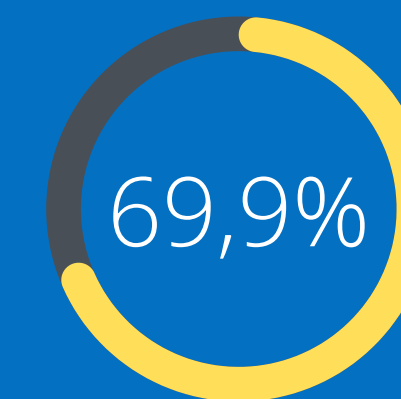
CAMPO FORMOSO



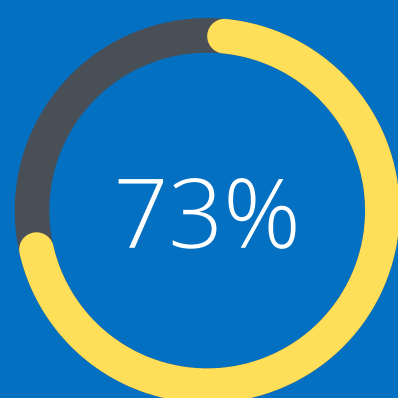
FILADÉLFIA



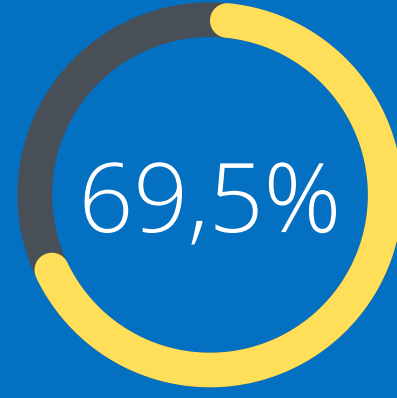
ITÚBA



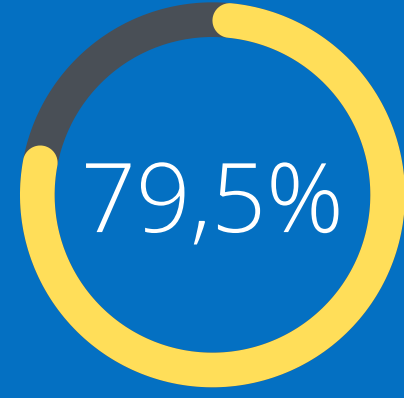
JAGUARARI



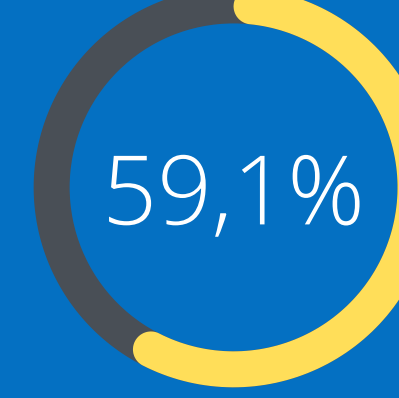
PINDOBAÇU



PONTO NOVO



SENHOR DO BONFIM



Região de
Senhor do Bonfim

DOSES APLICADAS - GOOGLE FORMS

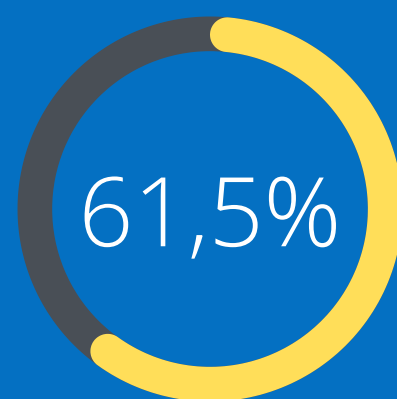


2º DOSE (%)

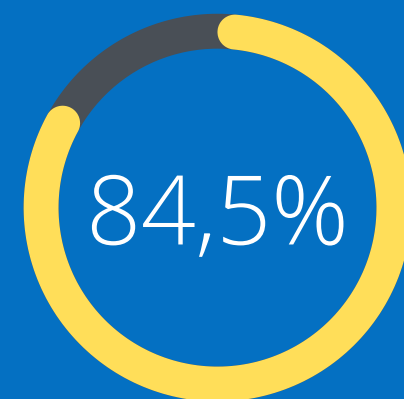
ANDORINHA



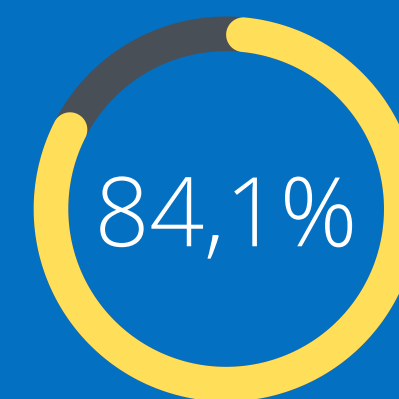
ANTÔNIO GONÇALVES



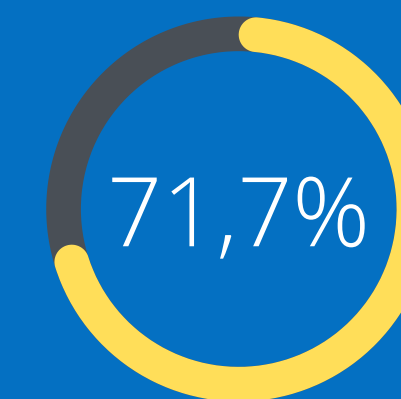
CAMPO FORMOSO



FILADÉLFIA



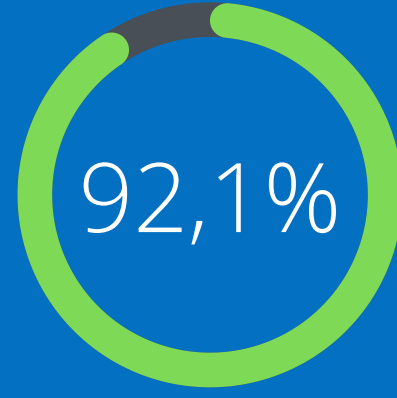
ITÚBA



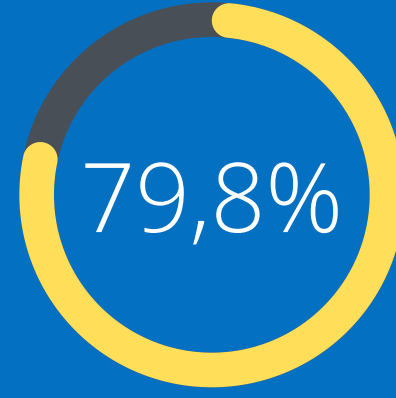
JAGUARARI



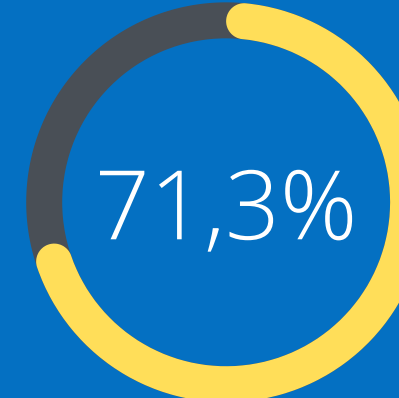
PINDOBAÇU



PONTO NOVO



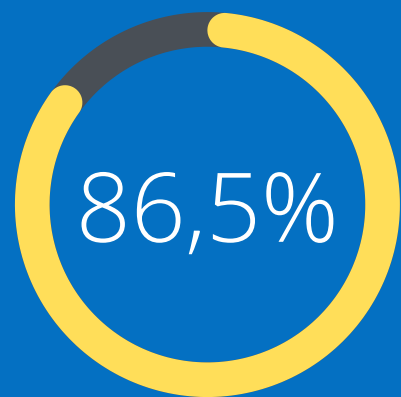
SENHOR DO BONFIM



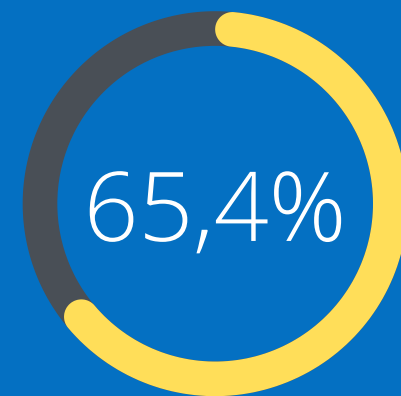
DOSES DIGITADAS - SI-PNI

1ª DOSE

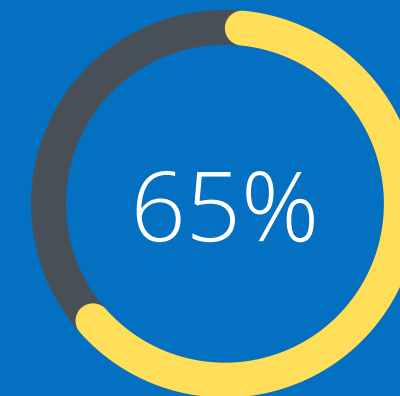
ANDORINHA



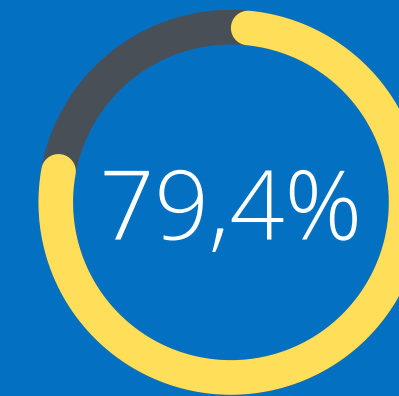
ANTÔNIO GONÇALVES



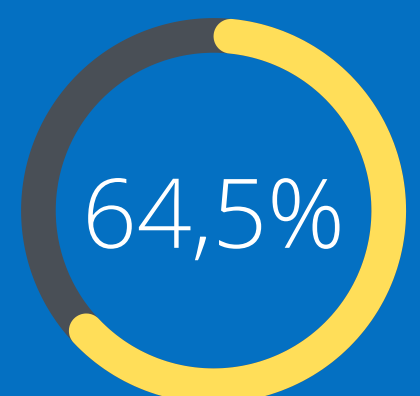
CAMPO FORMOSO



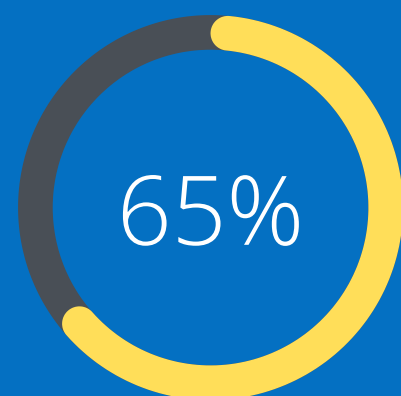
FILADÉLFIA



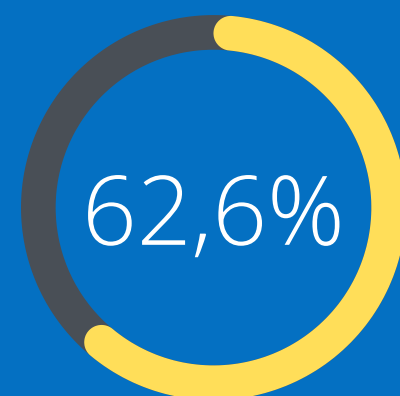
ITÚBA



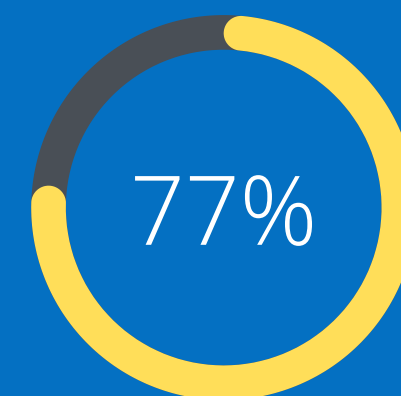
JAGUARARI



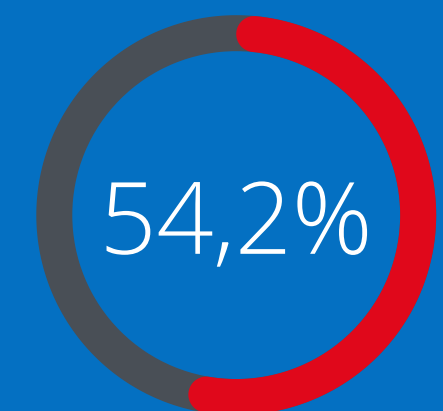
PINDOBAÇU



PONTO NOVO



SENHOR DO
BONFIM



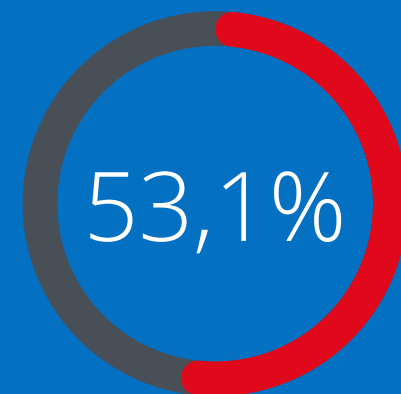
DOSES DIGITADAS - SI-PNI

2ª DOSE

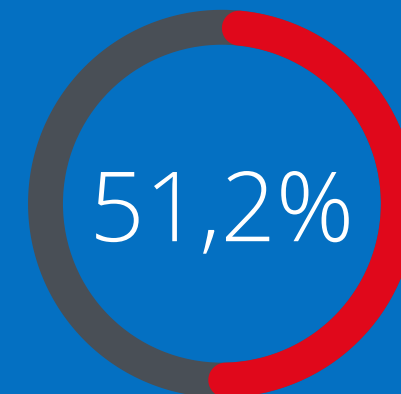
ANDORINHA



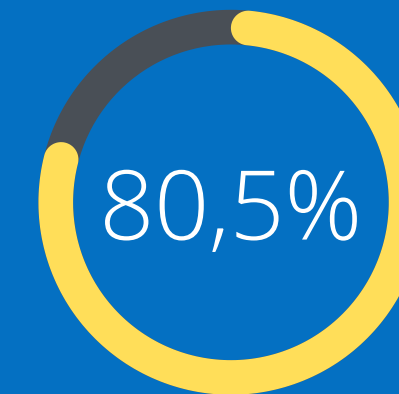
ANTÔNIO GONÇALVES



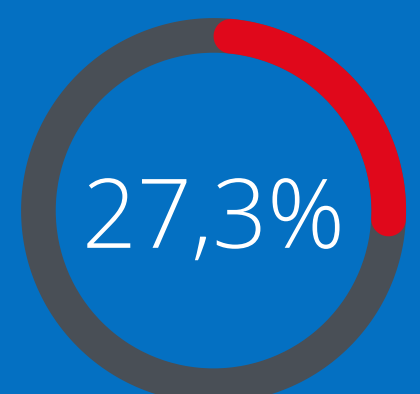
CAMPO FORMOSO



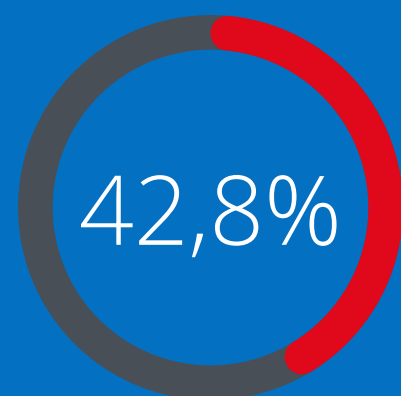
FILADÉLFIA



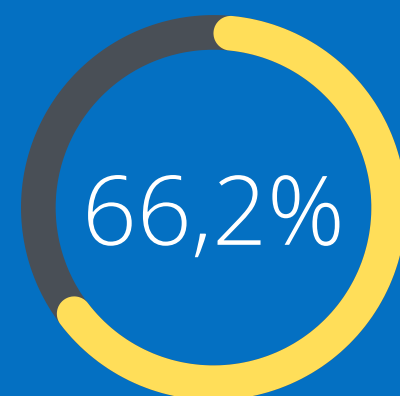
ITÚBA



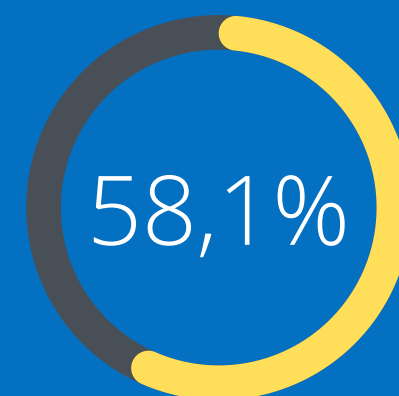
JAGUARARI



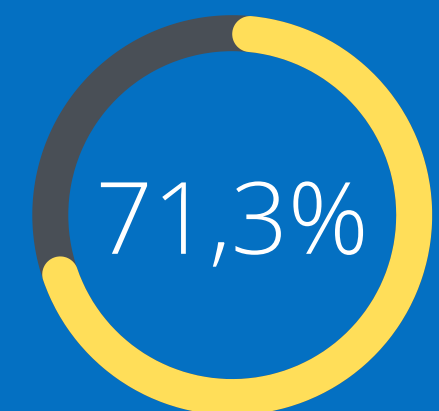
PINDOBAÇU



PONTO NOVO



SENHOR DO
BONFIM





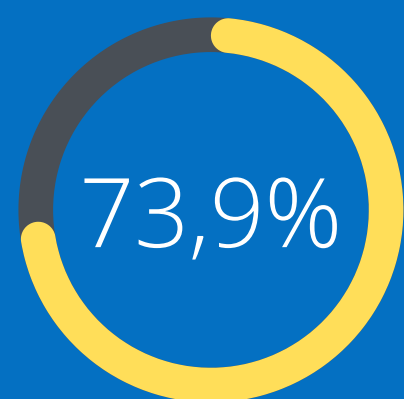
Campanha de Vacinação Contra a COVID-19, Doses Distribuídas e Doses Aplicadas, Macrorregião Norte, Bahia, Abril/2021*.

REGIÃO	DOSES DISTRIBUÍDAS 1º DOSE	TOTAL DE DOSES APLICADAS	% de doses aplicadas	DOSES DISTRIBUÍDAS 2º DOSE	TOTAL DE DOSES APLICADAS	% de doses aplicadas
REGIÃO JUAZEIRO	100744	74464	73,91	45736	35589	77,81
REGIÃO PAULO AFONSO	43319	39605	91,43	24821	22926	92,37
REGIÃO SENHOR DO BONFIM	100006	68233	68,23	29044	23284	80,17
MACRORREGIÃO NORTE	244069	182302	74,69	99601	81799	82,13

DOSES APLICADAS - GOOGLE FORMS

1º DOSE (%)

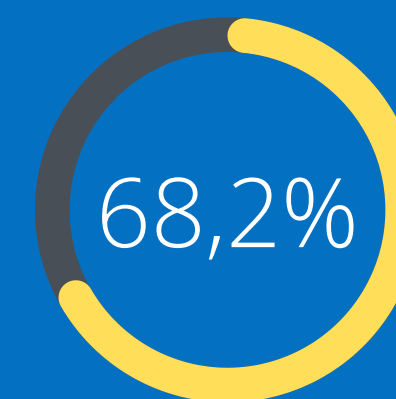
REGIÃO JUAZEIRO



REGIÃO PAULO AFONSO

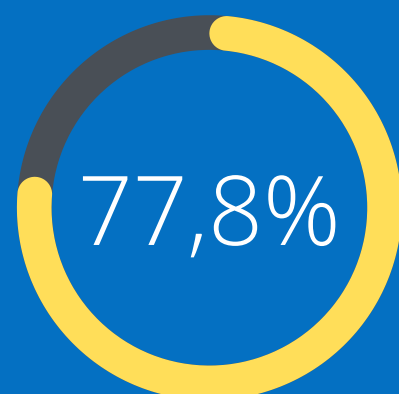


REGIÃO SENHOR DO BONFIM

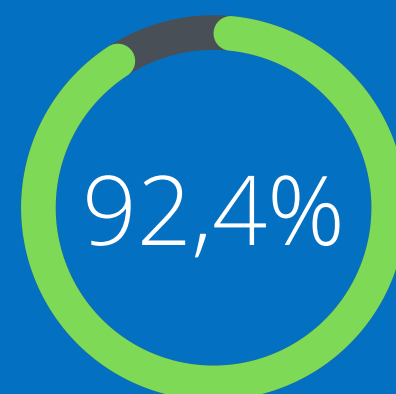


2º DOSE (%)

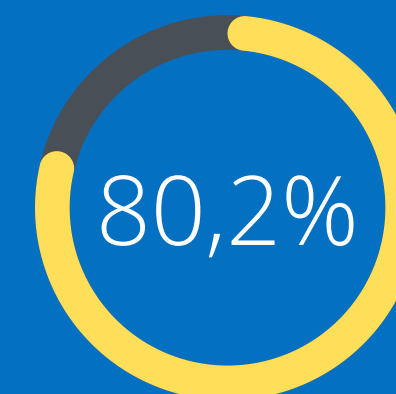
REGIÃO JUAZEIRO



REGIÃO PAULO AFONSO

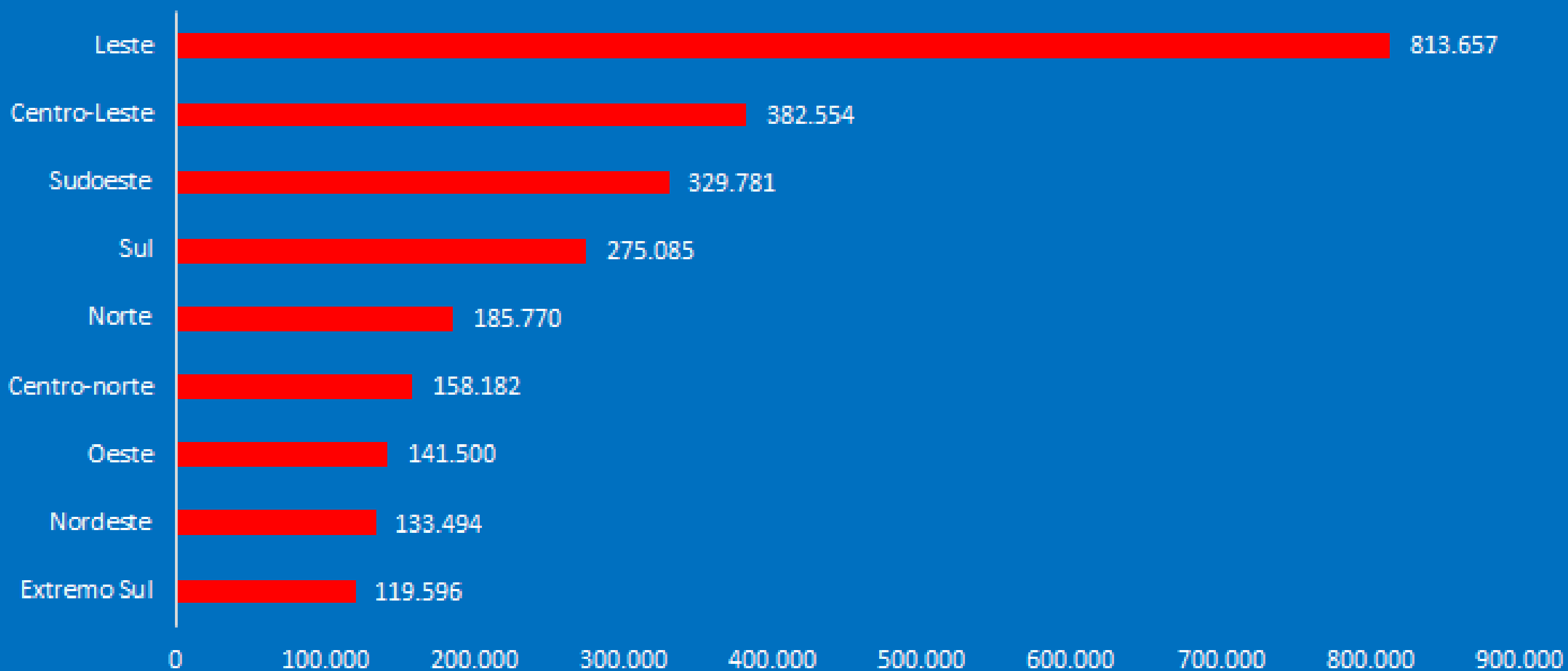


REGIÃO SENHOR DO BONFIM





Campanha de Vacinação Contra a COVID-19, Número de Doses Aplicadas por Macrorregião de Saúde - 1º Dose, Bahia, Maio/2021*





Campanha de Vacinação Contra a COVID-19, Número de Doses Aplicadas por Macrorregião de Saúde - 2º Dose, Bahia, Maio/2021*

